

NCC State Reports

Fall 2013 meeting

Darin Hodges

South Dakota DOT

Performance Assumptions Used to Support LCCA – State Reports

25 of 26 states reporting!

State Reports – Fall 13

- Q #1
 - What Length of analysis period does your state use?

- What length of analysis period do you use?

Chartreuse = Multiple

Red = 50

Lt. Blue = 45

Dr. Green = 40

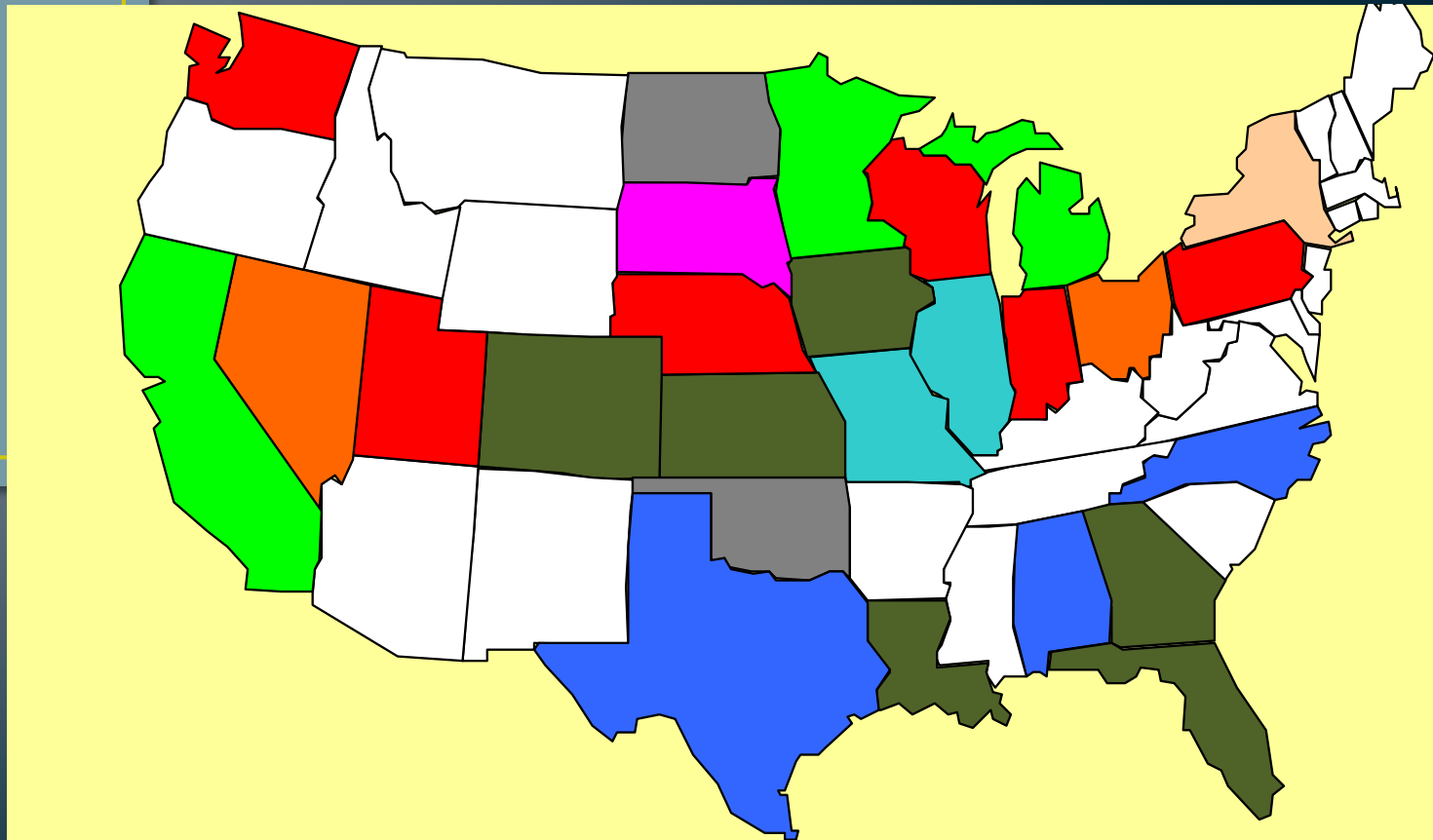
Orange = 35

Dr. Blue = 30

Purple = 20

Gray – NA

Tan – NR



State Reports – Fall 13

- Q #2
 - Are concrete overlays considered as a rehabilitation strategy?

State Reports – Fall 13

- Q #3
 - How does your state determine the time until 1st rehabilitation, 2nd rehabilitation, 3rd rehabilitation, etc., for each pavement type?

- How do you determine time until rehabilitation?

Some states were counted in more than one area.

Historical Performance/Average = 7

Expert group / Department experts = 5

Ideal Schedule = 5

Pavement Management data = 4

Research Study = 3

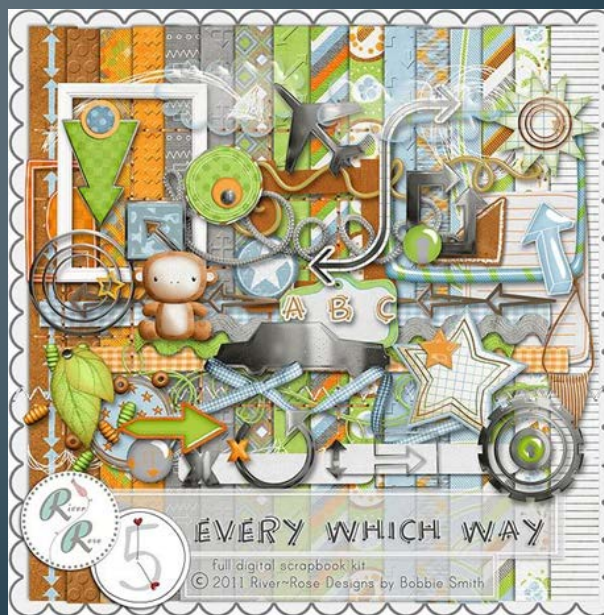
Industry Input = 2

LTPP / Testing Data (FWD etc) = 2

Maintenance decision = 2

State Reports – Fall 13

- Q #4
 - What preservation treatments are used and what are the performance assumptions for each?



- Performance assumptions of treatments?

States reporting by # of Years

Some states were counted in more than one area.

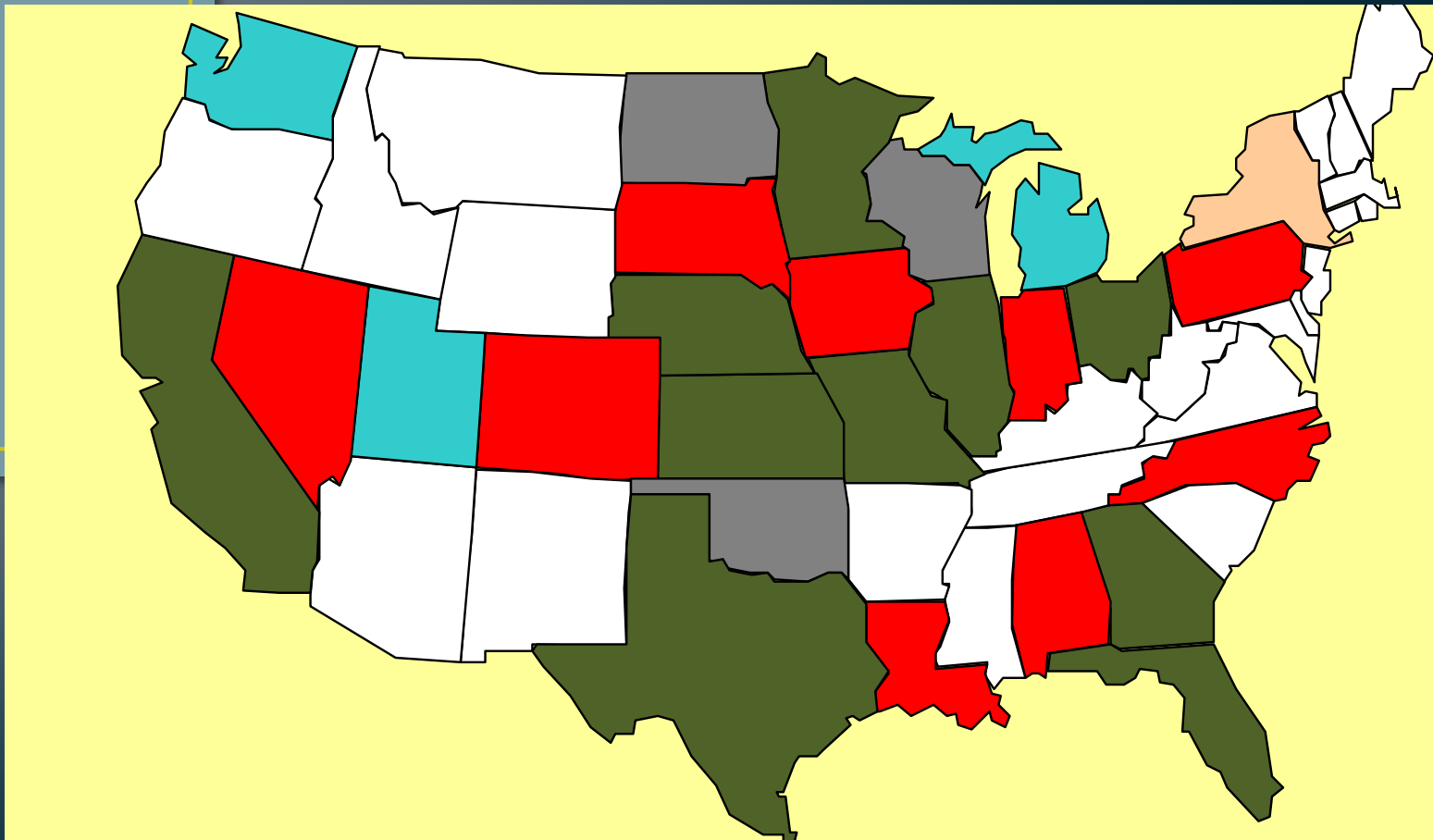
	5	10	15	20
Diamond Grinding / Grooving	1	4	2	1
full depth repair		4	2	1
spall repair	1	3		
Joint & Crack Sealing	3	4	1	
unbonded overlay				2
bonded overlay (Whitetopping)				1
HMA Overlay thin 2"	1	2		
HMA Overlay thick 3"		2	2	1
Edge Drains				
Dowel Bar Retrofit	1		1	1
Cross Stitching				1

State Reports – Fall 13

- Q #5
 - Are the planned preservation treatments tied into your pavement management system?

- Planned preservation treatments tied to PMS?

Lt. Blue = Partially
Red = Yes
Dr. Green = No
Gray = NA
Tan = NR

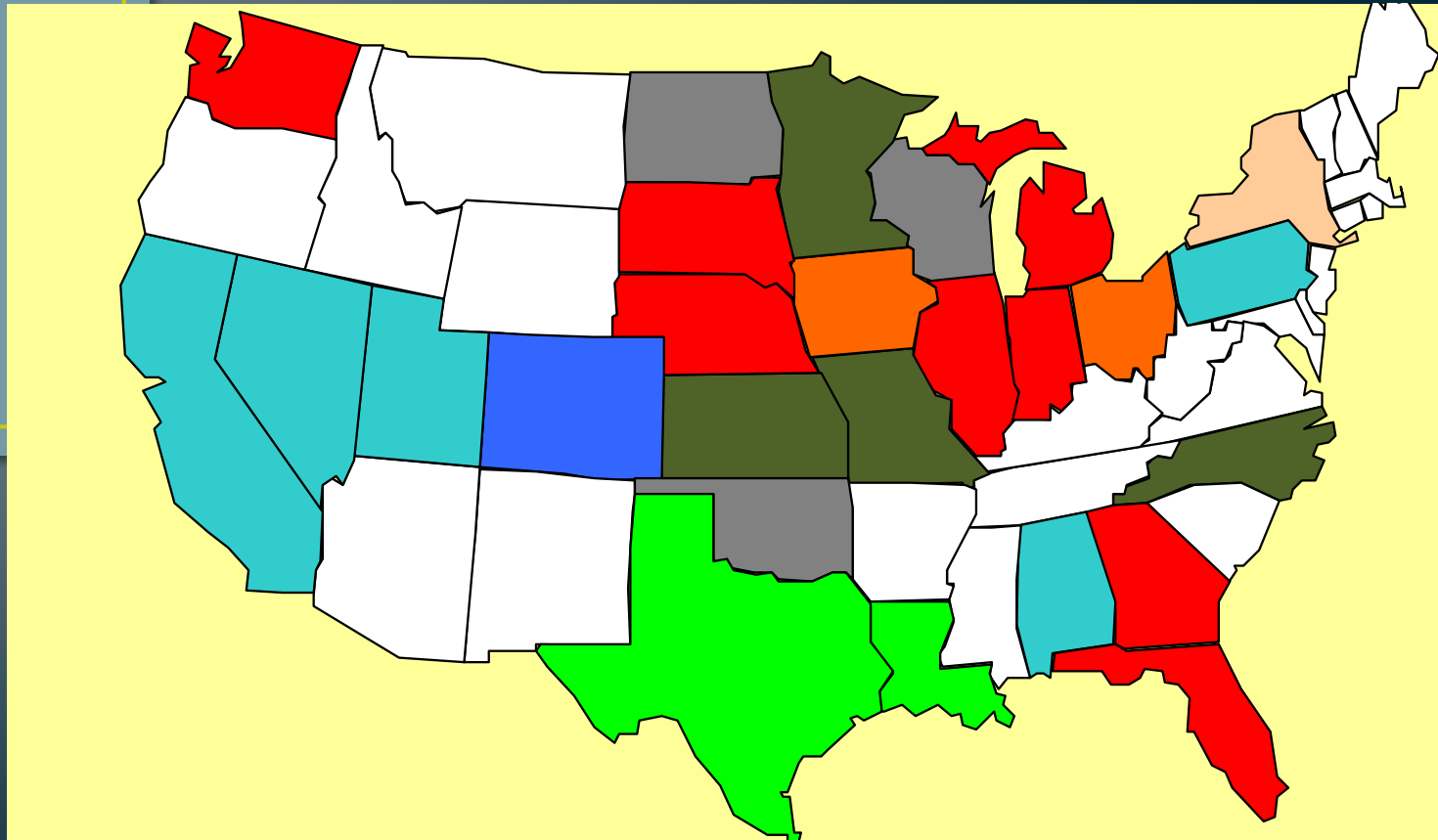


State Reports – Fall 13

- Q #6
 - Are the planned preservation treatments actually accomplished ?

- Planned preservation treatments accomplished?

Chartreuse = Usually
Lt. Blue = Available Funding
Dr. Blue = Not Needed
Red = Yes
Dr. Green = No
Orange = Hopefully
Gray – NA
Tan – NR



State Reports – Fall 13

- Interesting:
 - CO – time to first rehab of PCCP recently increased from 22 to 27 – based on performance.
 - Ill Tollway – using AASHTO ME Design software to help forecast treatment timing.

Discussion

- Performance History
 - Lack of long term historical data.

