

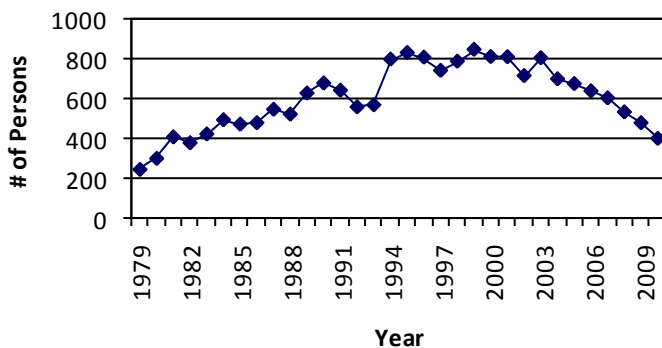
MOTOR VEHICLE-DEER CRASHES IN 2010



Motor vehicle-deer crashes continue to be cause for concern in highway safety. Deer are the third most commonly struck object in Wisconsin (behind striking another vehicle and striking a fixed object). In 2010, 14 people died in 13 fatal motor vehicle-deer crashes. In addition, 65 people suffered incapacitating injuries; less serious injuries totaled 204; and 120 people were possibly injured.¹ A recent study by the Wisconsin Department of Transportation made the following discoveries:



**Figure 1:
Motor Vehicle-Deer Crashes:
Persons Injured or Killed
(1979-2010)**

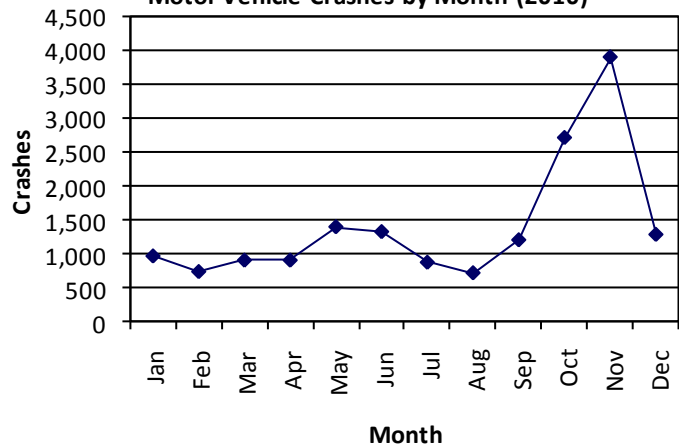


- **The number of persons injured or killed in deer crashes has increased since the late 1970s.** Since 1979, there has been a general increase in the number of persons injured or killed in motor vehicle crashes with deer. However, during the last seven years there has been a steady decline. The 403 people injured or killed in 2010 is the 4th lowest annual total in 30 years of record keeping. 1999 was the highest with 847 (Figure 1).

- **Deer crashes peak in October-November with a secondary peak in May-June.** In 2010, investigating officers reported 16,947 motor vehicle-deer crashes.² Of those, 6,616 (39.0%) occurred in October and November. The secondary peak time of May-June included 2,726 crashes (16.1%) (Figure 2).

- **While October and November are the peak months, June often accounts for a surprising number of injuries.** In 8 of the last 15 years, June ranked as the worst or second worst month for injuries. In 2010, injuries were the worst in October with 55 injuries, 53 in November and 49 in both May and June.
- **Deer crashes follow time of day patterns based on the season.** In 2010, deer crashes from April to August were most likely to occur between 8 p.m. and midnight and from March to June from 5 a.m. to 7 a.m.; in October to January, they were most common between 5 p.m. and midnight and from 5 a.m. to 8 a.m.

**Figure 2:
Motor Vehicle Crashes by Month (2010)**

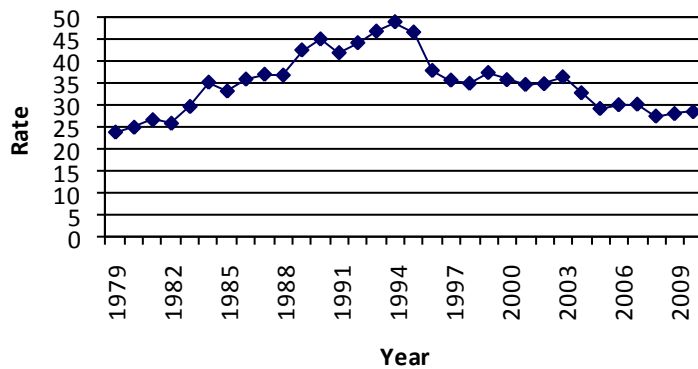


¹ "Possible injury" is defined as any injury that is not evident at the scene but that is claimed by the individual or suspected by the law enforcement officer.

² Effective January 1, 1996, "property damage only" crashes with less than \$1,000 damage need not be reported. Previously, the threshold was \$500. Hence, reported property damage only crashes sustained a substantial drop overall during the past five years.

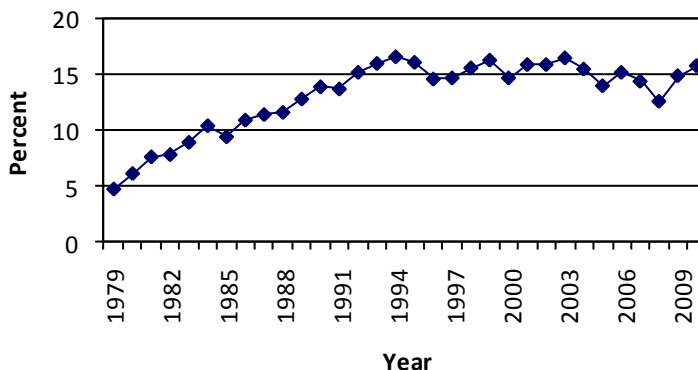
- **In two Wisconsin counties, motor vehicle-deer crashes outnumbered non-deer crashes.** In Green Lake and Shawano Counties, more than half of all police-reported crashes involved deer in 2010.
- **Dane, Shawano, and Waukesha counties had the highest number of reported deer crashes.** Dane County had the most motor vehicle-deer crashes reported in 2010 with 854. Shawano followed with 719 and Waukesha had 687.

**Figure 3:
Motor Vehicle Crashes per 100 Million VMT
(1979-2009)**



- **The number of reported deer crashes per 100 million vehicle miles traveled peaked in 1994.** In 1996, the rate declined sharply, tapering off through 2003, with a further decline to an average of 30 crashes per 100 million vehicle miles traveled in 2006 and 2007. There is a slight up-tick in 2010 (Figure 3).

**Figure 4:
Deer Crashes as a Percentage of All Motor
Vehicle Crashes (1979-2010)**



- **Deer crashes account for a growing percentage of all reported crashes.** In 1978 and 1979, deer crashes accounted for only 5.1% and 4.7% of all crashes, respectively. From 1996 to 2010, the number of deer crashes as a percentage of all yearly crashes averaged 15.1% (Figure 4).
- **Deer crashes typically occur in rural settings.** In 2010, 15,342 of the 16,947 (90.5%) deer crashes occurred on rural roads.

- **Motorcyclists need to be particularly alert to deer.** In 2010, while only 3.9% of passenger cars and 1.7% of utility trucks involved in deer crashes resulted in a fatality or injury to an occupant, 68.8% of motorcycle-deer crashes resulted in a fatality or injury to a motorcyclist. Thirteen of the 14 motor vehicle/deer crash fatalities in 2010 were motorcyclists.
- **Another indicator of motor vehicle/deer crashes is the number of deer carcasses removed from Wisconsin's roadway system.** These figures are compiled each fiscal year (July through June) by the Wisconsin Department of Natural Resources. For Fiscal Year 2010, a total of 26,595 carcasses were removed. The DNR figure is much higher than the WisDOT figure because the WisDOT figure only includes crashes reported by law enforcement officers. For more information on deer carcass figures, please call Jason Fleener, Wisconsin DNR at (608) 261-7589 or by email at Jason.fleener@wisconsin.gov

These statistics are based only on crashes reported to the Wisconsin Department of Transportation by law enforcement officers. Deer crashes self-reported by drivers are *not* included. Also, crashes caused by drivers avoiding deer are *not* included. The information used in this monograph was taken from *The Wisconsin Crash Facts Book* and the Division of Motor Vehicles Accident Database. Questions or comments may be directed to: Wisconsin State Patrol/Bureau of Transportation Safety at (608) 267-5179.