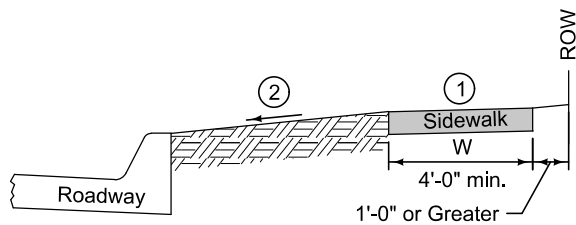
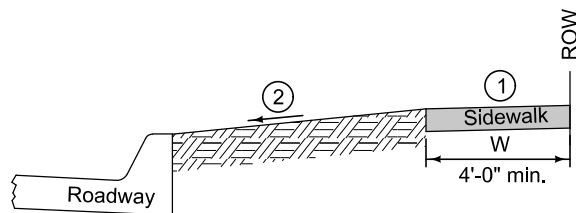


CLASS A SIDEWALK
(Sidewalk extends from back of curb to ROW)



CLASS B SIDEWALK



CLASS C SIDEWALK


① Target cross slope of 1.5% with a maximum cross slope of 2.0% (including sidewalk through driveway).

② Parking Slopes:
If parking width is less than 10 feet wide, slope at ¼ inch per foot.

If parking width is 10 feet wide and greater, slope at ½ inch per foot.

Special grade may be specified in the contract documents.

W = Sidewalk width as specified in the contract documents.

	REVISION
	2 10-20-15
	7030.201
SHEET 1 of 1	
SUDAS Standard Specifications	
CLASSES OF SIDEWALKS	