

① Secure blanket to ground according to manufacturer's recommended anchoring pattern and minimum shown in Table 1.

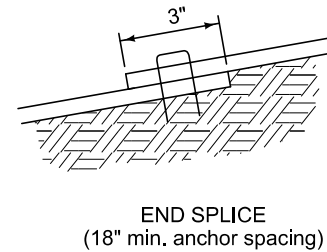
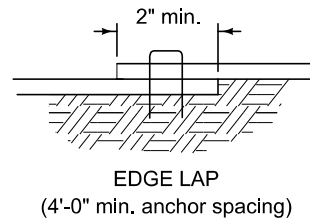
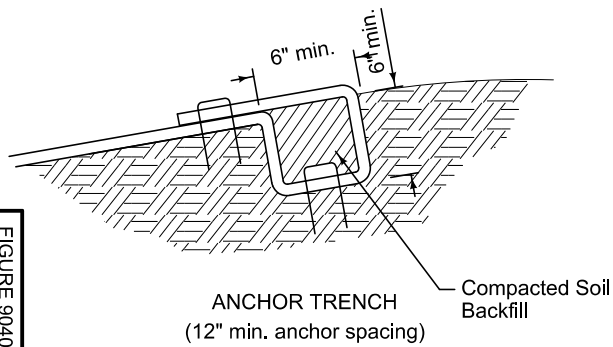



TABLE 1

Max. slope	Min. anchors
≤ 3:1	1.5/yd <sup>2</sup>
2:1	2/yd <sup>2</sup>
1:1	2.5/yd <sup>2</sup>

 <b>SUDAS</b>	<small>REVISION</small> 2   10-21-14
	<b>9040.103</b>
	<small>SHEET 1 of 1</small>
SUDAS Standard Specifications	
ROLLED EROSION CONTROL PRODUCT (RECP) INSTALLATION ON SLOPES	