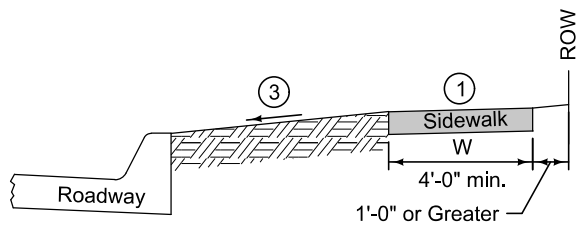
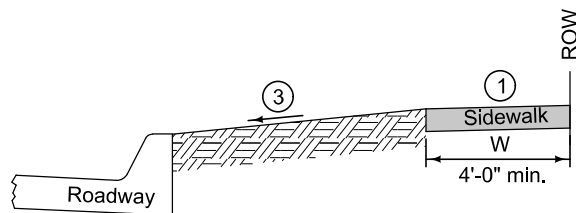


CLASS A SIDEWALK
(Sidewalk extends from back of curb to ROW)



CLASS B SIDEWALK




CLASS C SIDEWALK

- ① Target cross slope of 1.5% with a maximum cross slope of 2.0% (including sidewalk through driveway).
- ② Ensure top of curb slopes to street for drainage.
- ③ Parking Slopes:
If parking width is less than 10 feet wide, slope at ¼ inch per foot.
If parking width is 10 feet wide and greater, slope at ½ inch per foot.

Special grade may be specified in the contract documents.

W = Sidewalk width as specified in the contract documents.

	<small>REVISION</small> 3 2022 Edition
	SUDAS 7030.201
	<small>SHEET 1 of 1</small>
SUDAS Standard Specifications	
CLASSES OF SIDEWALKS	